



# *Ergonomic*

*Innovated powerful bandsaws*








## Ergonomic 320.258 DG / Ergonomic 340.278 DG



A gravity bandsaw with a robust cast-iron arm and 27 mm high saw band. The machine is equipped with a large rotary table, which is a good basis for processing short pieces of material. Table synchronously rotated with the arm and so there is no initial cut of the belt to the underlying surface. The excellent output of the machine and long lifetime of the band result from these features: a saw band precision guide, an arm joint laid in preloaded tapered bearings, and synchronous running brush for chips removal. Band downfeed is ensured by the arm's self-weight. The descending speed is regulated by a hydraulic cylinder with an overflow valve.

Saw arm is after cutting the lifted by hand. The machine offers two-sided angle cuts. The basic version of the machine is equipped with a frequency converter, which provides infinitely variable belt speed ranges from 20 m/min. to 120 m/min. This significantly increases blade life and productivity of the machine.

### Ergonomic 320.258 DG


					
	0°	258 mm	320 x 100 mm	275 x 250 mm	250 mm
Right	45°	210 mm	210 x 100 mm	185 x 240 mm	195 mm
Right	60°	135 mm	135 x 100 mm	150 x 250 mm	170 mm
Left	45°	185 mm	195 x 100 mm	90 x 230 mm	150 mm
Working mode	manual				
Smallest sawing diameter	ø 5 mm				
Shortest length of cut-off piece	20 mm				
Saw band dimensions	2 910 x 25 (27) x 0,9 mm				
Drive	1,5 kW, 3 x 400 V, 50 Hz				
Saw band speed	20 - 120 m/min				
Machine dimensions	Length - 1 700 mm / Width - 1 480 mm / Height - 2 000 mm / Weight - 390 kg				

### Ergonomic 340.278 DG


	0°	278 mm	340 x 100 mm	340 x 275 mm	275 mm
Right	45°	260 mm	230 x 100 mm	230 x 255 mm	230 mm
Right	60°	155 mm	145 x 100 mm	145 x 115 mm	115 mm
Left	45°	205 mm	220 x 100 mm	145 x 275 mm	180 mm
Working mode	manual				
Smallest sawing diameter	ø 5 mm				
Shortest length of cut-off piece	20 mm				
Saw band dimensions	3 125 x 25 (27) x 0,9 mm				
Drive	1,5 kW, 3 x 400 V, 50 Hz				
Saw band speed	20 - 120 m/min				
Machine dimensions	Length - 1 500 mm / Width - 1 570 mm / Height - 2 100 mm / Weight - 400 kg				




*A chip brush is always driven concurrently with the speed of saw blade in order to provide an ideal cleaning effect.*



*A sturdy rotary table even provides a steady placing of dimensional materials*



*Vice fast-feed ability provides a possibility of quick re-adjustment of clamping jaws according to the size of material in just a few seconds.*



*The length is shown directly on the stop runner, displaying a precise position in real time. The displaying system offers various options of process setting and optimization.*



*With the bearing capacity up to 150 kg/m, a wide range of optional accessories, and connection pieces to BOMAR bandsaws, the M System is ideal for handling material in your workshop. Thanks to their default length of 2 and 3 m, roller tracks may be flexibly adjusted to any environment.*



## Ergonomic 320.258 DGH / Ergonomic 340.278 DGH

Universal semiautomatic bandsaw with a robust cast-iron arm and 27 mm high saw band. Material clamping and arm downfeed are controlled hydraulically. The material feeding is manual. The complete cutting cycle is started by pressing the Start button.

After material cutting, the arm of the machine is automatically returned to the top adjustable position. Switching the machine to manual mode allows you to control all machine functions separately.

Cast iron arm provide a better absorption of vibrations during cutting than the arm from a welded construction. The saw band is driven by a double-speed industrial motor and an oil-bath worm gearbox. The double-sided swivelling arm with the 45°- 0/90°- 60° range (at a stable position of the clamped material) and a robust vice ensure a universal use of the saw.



### Ergonomic 320.258 DGH

	△	○	□	□	□
	0°	258 mm	320 x 100 mm	275 x 250 mm	250 mm
Right	45°	210 mm	210 x 100 mm	185 x 240 mm	195 mm
Right	60°	135 mm	135 x 100 mm	150 x 250 mm	170 mm
Left	45°	185 mm	195 x 100 mm	90 x 230 mm	150 mm
Working mode	semiautomatic				
Smallest sawing diameter	ø 5 mm				
Shortest length of cut-off piece	20 mm				
Saw band dimensions	2 910 x 25 (27) x 0,9 mm				
Drive	1,5 kW, 3 x 400 V, 50 Hz				
Saw band speed	20 - 120 m/min				
Machine dimensions	Length - 1 700 mm / Width - 1 480 mm / Height - 2 000 mm / Weight - 390 kg				

### Ergonomic 340.278 DGH


	0°	278 mm	340 x 100 mm	340 x 275 mm	275 mm
Right	45°	260 mm	230 x 100 mm	230 x 255 mm	230 mm
Right	60°	155 mm	145 x 100 mm	145 x 115 mm	115 mm
Left	45°	205 mm	220 x 100 mm	145 x 275 mm	180 mm
Working mode	semiautomatic				
Smallest sawing diameter	ø 5 mm				
Shortest length of cut-off piece	20 mm				
Saw band dimensions	3 125 x 25 (27) x 0,9 mm				
Drive	1,5 kW, 3 x 400 V, 50 Hz				
Saw band speed	20 - 120 m/min				
Machine dimensions	Length - 1 500 mm / Width - 1 570 mm / Height - 2 100 mm / Weight - 400 kg				

With the bearing capacity up to 150 kg/m, a wide range of optional accessories, and connection pieces to BOMAR bandsaws, the M System is ideal for handling material in your workshop. Thanks to their default length of 2 and 3 m, roller tracks may be flexibly adjusted to any environment.


The central panel includes all of the control elements; it is located at an ergonomic height directly at the front of the machine



A chip brush is always driven concurrently with the speed of saw blade in order to provide an ideal cleaning effect.



The saw blade guidance is enabled by ground hard metal elements of cemented carbide, always providing the greatest accuracy of the cut




A sturdy rotary table even provides a steady placing of dimensional materials



Thanks to the adjustable guiding arm, the saw band guide is always located as close to the material as possible


**The possibility of tilting**

The stop arm may be set individually to a required distance from the saw band. Double guiding guarantees angle precision according to the setting.



**Electronic free lift**

The stop has a free lift electronic device with the lifting range of 20 mm. By pressing a button, you may prevent the material from getting jammed, thus protecting the saw band against damages.










## Ergonomic 290.258 GANC

The automatic Ergonomic band saws always feature high cutting output. The new GANC series of saws fits in among them well with its cutting output and will gain you over with a series of innovative solutions.

In addition to the synchronously driven chip brush and rotary control panel, the distinctive novelties of this series particularly include stepless adjustment of the saw band speed within the range of 20 to 120 m/min. Simple processes, quick cycle times and short residual pieces make this machine an ideal partner for series production.

Thanks to the VisualDialog control system, operation is executed in short steps on the individual screens, and it is also possible to cut small series economically.


Ergonomic 290.258 GANC					
	0°	258 mm	320 x 100 mm	275 x 250 mm	250 mm
Right	45°	210 mm	210 x 100 mm	185 x 240 mm	195 mm
Right	60°	135 mm	135 x 100 mm	150 x 250 mm	170 mm
Working mode	automatic				
Smallest sawing diameter	ø 5 mm				
Shortest length of cut-off piece	20 mm				
Saw band dimensions	2 910 x 25 (27) x 0,9 mm				
Drive	1,5 kW, 3 x 400 V, 50 Hz				
Saw band speed	20 - 120 m/min				
Machine dimensions	Length - 1 700 mm / Width - 1 480 mm / Height - 2 000 mm / Weight - 390 kg				



The main vice is designed so that even during angle cuts, which can be adjusted manually up to 45° in the automatic mode, an extremely short 20 mm length of the residual pieces can be achieved



Thanks to the adjustable guiding arm, the saw band guide is always located as close to the material as possible



The automatic cutting pressure regulation automatically adapts the cutting feed and pressure to the material. The result is higher cutting output and longer service life




The big, easily accessible chips container provides for their easy removal and prevents unpleasant pools of the cooling agent



The central panel includes all of the control elements; it is located at an ergonomic height directly at the front of the machine



The full-travel vice on the feeder unit is equipped with two stable guide shafts; during travel, it opens on both sides to compensate possible unevenness of the material




The entire material feeding area is designed as a transit roll-way with embedded rollers

With the bearing capacity up to 150 kg/m, a wide range of optional accessories, and connection pieces to BOMAR bandsaws, the M System is ideal for handling material in your workshop. Thanks to their default length of 2 and 3 m, roller tracks may be flexibly adjusted to any environment.



# **BEC** Solution Group



[www.bomar.cz](http://www.bomar.cz)